

Frames • Lead lined

Lead lined

Frame

Lead Lined Frames shall be as manufactured or furnished by Republic Doors and Frames, McKenzie, Tennessee 38201.

Construction App: ME, SE applications available.

Profile: Equal Rabbet, Unequal Rabbet, Single Rabbet, Double Egress, Cased Open. Frame elevations also available.
(Exclude mullions)

Gauges: 16, 14 or 12

Standard Face: 2"

Standard Rabbets: 1 $\frac{3}{8}$ " (actual dimension 1 $\frac{9}{16}$ "); 1 $\frac{3}{4}$ " (actual dimension 1 $\frac{15}{16}$ "). Rabbet dimension is $\frac{3}{16}$ " greater than the door thickness.

Standard Stop: $\frac{5}{8}$ "

Closer Reinforcement (Options): 1 $\frac{3}{8}$ " x 14" x 14 gauge plate.

Size Availability: Door: Maximum Size 5'0" x 10'0" Single; Maximum Size 10'0" x 10'0" Double.

Universal Standard/Heavy Weight Hinge: (Standard Application) Frames shall have 7 gauge steel hinge reinforcement plate, projection welded for 4 $\frac{1}{2}$ " x 4 $\frac{1}{2}$ " or 5" template hinges. Hinge plate is designed to be modified to accept a heavy weight hinge.

Strike Prep: Frames shall have a 14 gauge strike reinforcement plate, extruded and formed to the equivalent of 10 gauge projection welded with provision for Universal ANSI A115.1 or ANSI A115.2 strike (4 $\frac{7}{8}$ ").

Hinge Backset: $\frac{5}{16}$ " (Standard)

Backbend: $\frac{7}{16}$ " (Single Return)

Anchors: Anchors need to be welded in prior to lead installation.

Silencer Prep: $\frac{9}{32}$ " dia. holes shall be provided as standard on strike jambs and double headers, (3 per strike jamb and 2 per double head). Mutes are not supplied and must be ordered separately.

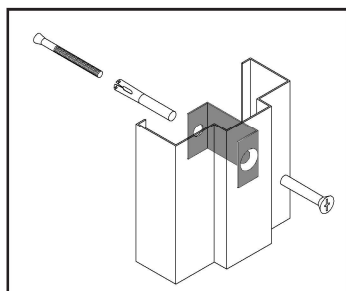
Double Heads: Double heads are undersized $\frac{1}{16}$ " (except for cased open heads, which are nominal). Mortar Guards - Mortar guards of 26 gauge steel shall be welded to each hinge and strike reinforcement plate. (ME, SE Series)

Handing: Frames are handed.

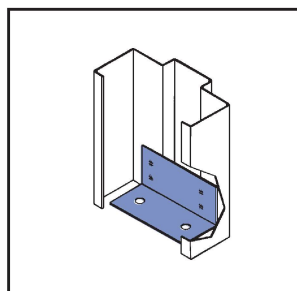
Special Requirements: Lead lining shall be 99.9% pure, (Standard) $\frac{1}{16}$ " thick and installed on hardware side of frame.

Frames • Lead lined

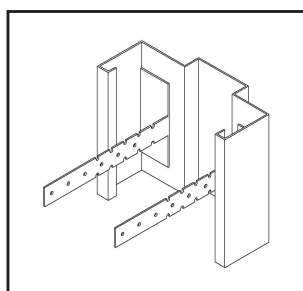
Anchor details



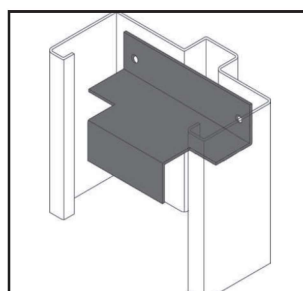
Prepared Opening
Anchor (Bolt sold separately)



One Piece Sill Anchor
Welded On



L Strap Anchor
(Option)



"Z" Anchor
(standard for non-stock
depth with steel stud
anchors)